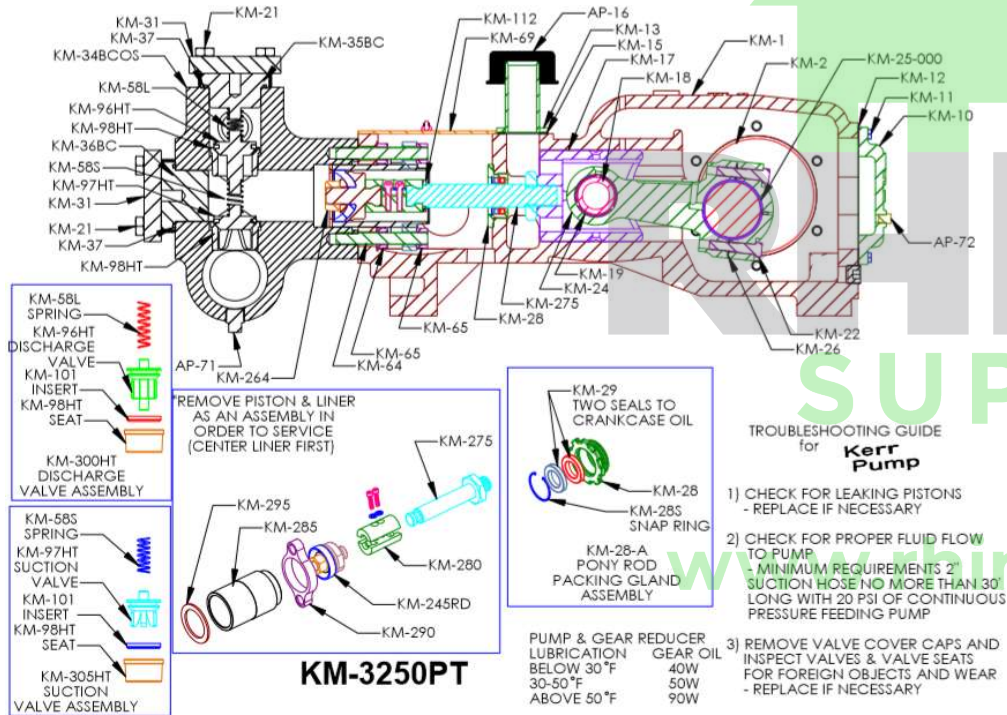


Rhino Supply

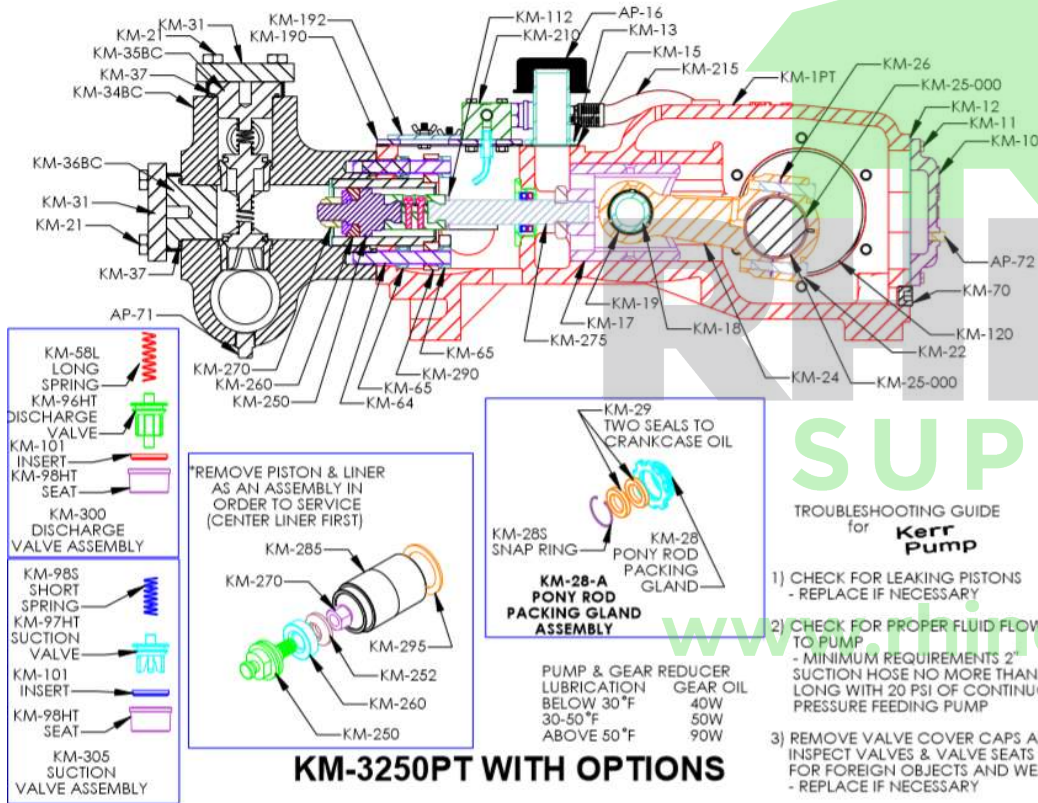
KERR KM-325OPT KM-330OPT High Pressure Pump parts list



Rhino part no.	Description	Qty	Original #
207100	Pump Case	1	KM- 1
207200	Crankshaft Oil Seal	1	KM- 3
207250	Bearing Housing (Blind Side)	1	KM-4
207300	Bearing Housing Capscrews	12	KM- 6
207400	Socket Head Capscrew for Bearing Housing Hyd-125-6	6	KM- 6HD-125-6
207500	Socket Head Capscrew for Bearing Housing Hyd-125-3000	6	KM- 6HD-125-3000
207600	Socket Head Capscrew for Bearing Housing Hyd-125-6000	6	KM- 6HD-125-6000
207700	Bearing Housing Gaskets	2	KM- 7
207800	Main Bearing Adjusting Shims .005	as req.	KM- 8-005
207900	Main Bearing Adjusting Shims .010	as req.	KM- 8-010
208000	Main Bearing Adjusting Shims .015	as req.	KM- 8-015
208100	Main Bearings	2	KM- 9
208200	Pan Cover	1	KM- 10
208300	Pan Cover Capscrews	10	KM- 11
208400	Pan Cover Gasket	1	KM- 12
208500	Crosshead Cover Plate	1	KM- 13
208600	Crosshead Cover Plate Capscrews	2	KM- 14
208700	Crosshead Cover Plate Gasket	1	KM- 15
208800	Oil Level Dip Stick	1	KM- 16D
208900	Crosshead	3	KM- 17
209000	Wrist Pin	3	KM- 18
209100	Wrist Pin Bushing	3	KM- 19
209200	Wrist Pin Set Screws & Nut	3	KM- 20
209300	Coverplate Capscrew	16	KM- 21
209400	Connecting Rod Capscrew	6	KM- 22
209500	Connecting Rod (Inserted Both Ends)	3	KM- 24A
209600	Connecting Rod Only (No Inserts - Requires inserts both ends)	3	KM- 24
209700	Connecting Rod Insert Bearing (Std)	3	KM- 25-000
209800	Connecting Rod Insert Bearing (.015)	3	KM- 25-015
209900	Connecting Rod Insert Bearing (.030)	3	KM- 25-030
210000	Connecting Rod Insert Bearing (.045)	3	KM- 25-045
210100	Connecting Rod Insert Bearing (.060)	3	KM- 25-060
210200	Connecting Rod Shims (Laminated)	6	KM- 26
210300	Pony Rod Gland for Double Seal	3	KM- 28
210400	Pony Rod Gland Assy (KM-28, KM-28S, 2ea of KM-29)	3	KM- 28A
210500	Pony Rod Gland Snap Ring	3	KM- 28S
210600	Pony Rod Oil Seal (Req. 2 per Gland)	3 sets	KM- 29
210700	Top & End Cover Plate	2	KM- 31
210800	Pony Rod Splash Guard	3	KM- 33PT
210900	Fluid End Vessel Only	1	KM- 34D
211000	Fluid End Vessel Only (Bolted Cap)	1	KM- 34BCD
211100	Top Cover Cap	3	KM- 35D

Rhino Supply

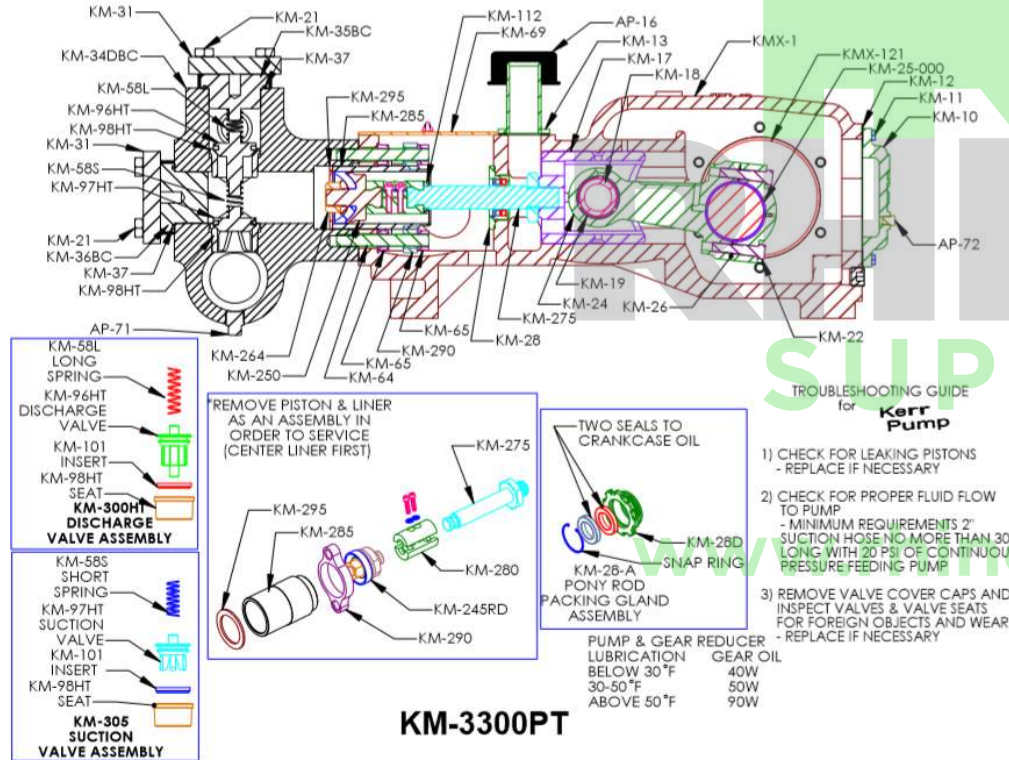
KERR KM-3250PT KM-3300PT High Pressure Pump parts list



Rhino part no.	Description	Qty	Original #
211200	Top Cover Cap (Bolted Cap)	3	KM- 35BCD
211300	End Cover Cap	3	KM- 36D
211400	End Cover Cap (Bolted Cap)	3	KM- 36BCD
211500	Cover Cap O' Ring	6	KM- 37
211600	Fluid End Capscrews S.S.	2	KM- 38
211700	Fluid End Capscrews Lineup	2	KM- 38L
211800	Valve Spring (Wing-Guided) (Long) (Discharge)	3	KM- 58L
211900	Valve Spring (Wing-Guided) (Short) (Suction)	3	KM- 58S
212000	Liner Retainer Stud	6	KM- 64
212100	Liner Retainer Stud Nut	12	KM- 65
212200	Cover Cap Wrench	1	KM- 72
212300	Valve Puller Wing Type	1	KM- 76
212400	Discharge Valve, Heat Treated, A/R with Insert	3	KM- 96HT
212500	Suction Valve, Heat Treated, A/R with Insert	3	KM- 97HT
212600	Valve Seat, Heat Treated, A/R	6	KM- 98HT
212700	Abrasive Resistant Valve Insert Blue	3	KM- 101 Blue (suction)
212800	Abrasive Resistant Valve Insert Red	3	KM- 101 Red (discharge)
212900	Gasket Set Complete	1	KM- 113
213100	Crankshaft, Hydraulic Drive 1 1/8" Threaded Adapter LH	120	KM- 120LH
213200	Crankshaft, Hydraulic Drive 1 1/8" Threaded Adapter RH	1	KM- 120RH
213300	Crankshaft, Hydraulic Drive 1 1/4" Straight Keyed Drive	1	KM- 121
213400	Crankshaft Splined 14T 12/24	1	KM- 122-14T
213500	Crankshaft Splined 17T 12/24	1	KM- 122-17T
213600	Splined Bearingless Hyd Mtr Shaft Adapter to 1 1/4" Keyed	1	KM- 123
213700	Crankshaft Splined Adapter for Auburn #6 to 1 1/4" Keyed	1	KM- 124
213800	Shaft Adapter Bearingless HD Left-Hand Threaded	1	KM- 124LH
213900	Shaft Adapter Bearingless HD Right-Hand Threaded	1	KM- 124RH
214000	Crankshaft Splined Adapter for Auburn #6 17T 12/24	1	KM- 124-17T
214100	6000 Hydraulic Motor Adapter 1 1/2" to 1 1/4"	1	KM- 124-6000
214200	Bearing Housing, Hyd Drive for Auburn #6	1	KM- 125-6
214300	Bearing Housing, Bearingless-3000	1	KM- 125-3000
214400	Bearing Housing, Hyd Mtr-6000	1	KM- 125-6000
214500	Bearing Housing, Hydraulic Drive for 1 1/4" Straight Keyed Drive	1	KM- 126
214600	Bearing Housing, Extensions Shaft	1	KM- 130
214700	Auxiliary Shaft	1	KM- 132
214800	Bearing Housing Water Pump Adapter	1	KM- 141
214900	Piston Chamber Cover	1	KM- 190
215000	Piston Chamber Cover Stud	2	KM- 190-11
215100	Piston Chamber Cover Gasket	1	KM- 191
215200	Piston Chamber Cover Sight Glass	1	KM- 192
215300	Water Manifold	1	KM- 210
215400	Line, Water Pump to Manifold	1	KM- 215
215500	Line, Water Pump to Supply Tank	1	KM- 220
215600	Liner Cooling System Reservoir Kit	1	KM- 240
215700	Piston Complete 1 1/2"	3	KM- 245-150
215800	Piston Complete 1 3/4"	3	KM- 245-175
215900	Piston Complete 2"	3	KM- 245-200
216000	Piston Complete 2 1/4"	3	KM- 245-225
216100	Piston, Body Only 1 1/2"	3	KM- 250-150

Rhino Supply

KERR KM-3250PT KM-3300PT High Pressure Pump parts list



Rhino part no.	Description	Qty
216200	Piston, Body Only 1 3/4"	3 KM- 250-175
216300	Piston, Body Only 2"	3 KM- 250-200
216400	Piston, Body Only 2 1/4"	3 KM- 250-225
216500	Piston Cup 1 1/2" HSN	3 KM- 260-150
216600	Piston Cup 1 3/4" HSN	3 KM- 263-175
216700	Piston Cup 2" HSN	3 KM- 263-200
216800	Piston Cup 2 1/4" HSN	3 KM- 263-225
216900	Piston Cup Nut (Run Dry Type)	3 KM- 270 / KP-264RD
217000	Pony Rod, Piston Pump Type	3 KM- 275 / KMX-275
217100	Installation Tool for Pony Rod Seal	1 KM- 276
217200	Pony Rod Installation Wrench	1 KM- 277
217300	Clamp, Pony Rod to Piston Rod	3 KM- 280
217500	3 Liner, 1 1/2" Heat Treated	3 KM- 285-150
217600	Liner, 1 1/2" Ceramic	3 KM- 285-150CER
217800	Liner, 1 3/4" Ceramic	3 KM- 285-175CER
218000	Liner, 2" Ceramic	3 KM- 285-200CER
218200	Liner, 2 1/4" Ceramic	3 KM- 285-225CER
218300	Liner, 2 1/4" Chrome	3 KM-285-225CH
218400	Liner Assembly 1 1/2" (Piston complete, liner, gasket)	3 KM- 285-150CER-A
218600	Liner Assembly 1 3/4" (Piston complete, liner, gasket), Ceramic	3 KM- 285-175CER-A
218800	3 Liner Assembly 2" (Piston complete, liner, gasket), Ceramic	3 KM- 285-200CER-A
219000	Liner Assembly 2 1/4" (Piston complete, liner, gasket), Ceramic	3 KM- 285-225CER-A
218201	Liner Assembly 2 1/4" (Piston complete, liner, gasket), Chrome	3 KM-285-225CH-A
219200	Liner Retainer	3 KM- 290
219300	Liner Gasket	3 KM- 295
219400	Abrasive Resistant Discharge Valve Complete (KM-96HT, 98HT & 58L)	3 KM- 300HT
219500	Abrasive Resistant Suction Valve Complete (KM-97HT, 98HT & 58S)	3 KM- 305HT
219600	Flow Meter	1 KM- 320
238800	Drain Plug 1/2" Hex Pipe Plug	2 AP- 71
258900	Oil Level / Stuffingbox Hex PLUG	1 AP- 72
240800	Oil Seal, Bearing Housing Extension Shaft	1 AP- 135
242800	Water Manifold Plug	1 AP- 190-2
242900	Water Manifold/Oil Manifold Bolt	4 AP- 190-3
243000	Water Manifold 90 Degree Fitting	1 AP- 190-4
243100	Water Manifold Quick Coupling	1 AP- 190-5
243200	Piston Chamber Cover Inspection Glass Wing Nut	2 AP- 190-8
243300	Piston Chamber Cover Inspection Glass Capscrew	2 AP- 190-9
243600	Fitting, Water Jet	3 AP- 190-12 3
243700	1/4" Lock Washer	4 AP- 190-13
243800	1/4"-20 UNC Nut	4 AP- 190-14
244100	Water Pump, Bronze	1 AP- 195
244200	Water Pump Repair Kit (Nitrile)	1 AP- 197
245300	3/8" Quick Connect	1 AP- 216

Rhino Supply

KERR KM-325OPT KM-330OPT High Pressure Pump parts list

